

ACCESSORIES



ACC215
Metal Stud Fastener Kit - 2 togglers



ACC415
Metal Stud Fastener Kit - 4 togglers



ACC615
Metal Stud Fastener Kit - 6 togglers



ACC939
2.25" Carriage Bolts for thicker desktop surfaces (pg. 3)




WSP490(S)
Metal Stud Wall Plate for SP740 (pg. 6)



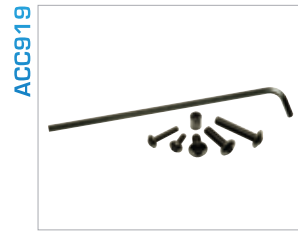
WSP745(S)
Metal Stud Wall Plate for SA745 (pg. 7)



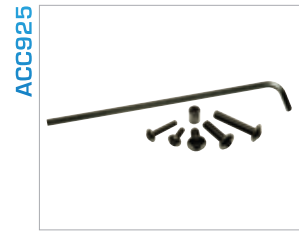
ACC908
Metal Stud Wall Kit for use with SP730P and SA730P (pg. 6 and 7)



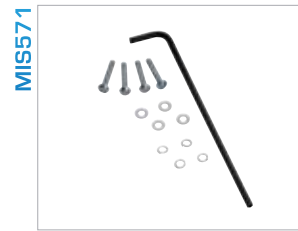
WSP816/820/824(-W)
Metal Stud Wall Plate for FPS-1000 (pg. 5) and SP850-UNLP (pg. 6) (for 16-, 20- and 24-inch centers)



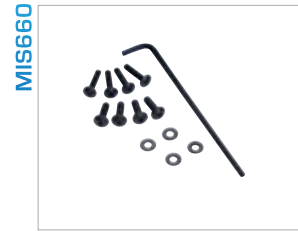
ACC919
Security Fasteners for SP740P and SA740P Wall Arms (pg. 6 and 7)



ACC925
Security Fasteners for SA745PU, SA750PU and SA760PU Wall Arms (pg. 7)



MIS571
Security Fasteners for base stand to TV attachment (pg. 3)




MIS660
Security Fasteners for base stand to TV attachment (pg. 3)

VESA® Adapter Plates


A complete line of VESA® mounting adapter plates are available; visit our website at www.peerlessmounts.com for more information.

- PLP-V100: 100 X 100 mm
- PLP-V2X1: 200 X 100 mm
- PLP-V2X2: 200 X 200 mm
- PLP-V3X3: 300 X 300 mm
- PLP-V4X2: 400 X 200 mm
- PLP-V4X4: 400 X 400 mm
- PLP-V6X2: 600 X 200 mm
- PLP-V6X4: 600 X 400 mm
- PLP-V8X4: 800 X 400 mm



HOSPITALITY COLLECTION

AUDIO / VISUAL MOUNTING SOLUTIONS FOR HOSPITALITY



Desktop Security Solutions



Desktop Swivel Mounts



Flat & Tilt Wall Mounts



Pivot & Articulating Mounts



BBG Distribution Ltd
Watford, Hertfordshire,
WD24 4WP, United Kingdom
T: 01923 205 605
F: 01923 205 601
E: info@bbg.eu.com
W: www.bbg.eu.com



DESKTOP SWIVEL MOUNTS & SECURITY SOLUTIONS



- 1. OPTIMUM VIEWING ANGLE**
Offers up to 360° of swivel for flexible TV positioning
- 2. CLEAN APPLICATION**
Internal cable management for a clean installation
- 3. ADJUSTABLE HEIGHTS**
Easy vertical adjustment to accommodate various TV sizes
- 4. UNIVERSAL SCREEN ADAPTERS**
Accommodates a variety of TV models
- 5. SECURITY SCREWS**
Prevent tampering or theft by securing the TV

HP432 (-S)



COLOR: Black or silver

- Built-in swivel up to 360° allows for optimum viewing angle
- Free standing base bolts down for safety and security
- Adjustable height allows for greater flexibility
- Cable management internally through the mount and down through the mounting surface
- Decorative base is aesthetically pleasing and hides desktop mounting hardware
- Security screws prevent tampering and theft

HP450 (-S) (-GB)



COLOR: Black, silver or gloss black

- Built-in swivel up to 360° allows for optimum viewing angle
- Free standing base bolts down for safety and security
- Adjustable height allows for greater flexibility
- Cable management internally through the mount and down through the mounting surface
- Decorative base is aesthetically pleasing and hides desktop mounting hardware
- Security screws prevent tampering and theft

HP432-B (-S) (-GB)



COLOR: Black, silver or gloss black

- Built-in swivel up to 360° allows for optimum viewing angle
- Free standing base bolts down for safety and security
- Adjustable height allows for greater flexibility
- Cable management internally through the mount and down through the mounting surface
- Decorative base is aesthetically pleasing and hides desktop mounting hardware
- Security screws and key locks prevent tampering and theft

HP442-B (-S)



COLOR: Black or silver

- Built-in swivel up to 360° allows for optimum viewing angle
- Free standing base bolts down for safety and security
- Adjustable height allows for greater flexibility
- Cable management internally through the mount and down through the mounting surface
- Decorative base is aesthetically pleasing and hides desktop mounting hardware
- Security screws and key locks prevent tampering and theft

HP432-002 (-S) (-GB)



COLOR: Black, silver or gloss black

- Built-in swivel up to 60° (±30°) allows for adjustable viewing angles
- Free standing base bolts down for safety and security
- Adjustable height allows for greater flexibility
- Security screws prevent tampering and theft

HLG452-001(-Q10)



COLOR: Black

- Plate quickly attaches to bottom of TV base
- Security hardware and VHB tape options for attaching the base to the desktop surface
- Slim, low-profile hides plate from view
- 1" of front-to-back adjustment
- Includes all necessary mounting hardware*

* ACC939: 2.25" (5.72 cm) carriage bolts for thicker desktop surfaces

HLG452-002(-Q10)



COLOR: Black

- Plate quickly attaches to bottom of TV base
- Security hardware and VHB tape options for attaching the base to the desktop surface
- Slim, low-profile hides plate from view
- 1" of front-to-back adjustment
- Includes all necessary mounting hardware*

* ACC939: 2.25" (5.72 cm) carriage bolts for thicker desktop surfaces

HLG452-003



COLOR: Black

- Plate quickly attaches to bottom of TV base
- Security hardware and VHB tape options for attaching the base to the desktop surface
- Slim, low-profile hides plate from view
- 1" of front-to-back adjustment
- Includes all necessary mounting hardware*

* ACC939: 2.25" (5.72 cm) carriage bolts for thicker desktop surfaces

FLD-UNV(-S)



COLOR: Black or silver

- Securely mounts TV base to most surfaces with tamper-resistant hardware
- Low-profile clips remain hidden when installed

Accessories page 8

	HP432 (-S)	HP450 (-S) (-GB)	HP432-B (-S) (-GB)	HP442-B (-S)	HP432-002 (-S) (-GB)	HLG452-001(-Q10)	HLG452-002(-Q10)	HLG452-003	FLD-UNV(-S)
TV Sizes	26"-42" (66-107 cm)	32"-50" (81-127 cm)	26"-32" (66-81 cm)	37"-42" (94-107 cm)	26"-32" (66-81 cm)	Select LG Models: 26"-52" (66-132 cm)	Select Philips Models: 26"-52" (66-132 cm)	Select Samsung, Sharp, Panasonic, Westinghouse Models	Variety of Models
VESA® pattern	200 x 100 and 200 x 200 mm	universal adapter plate	200 x 100 mm	600 x 400 mm	200 x 200, 200 x 100, 100 x 200 and 100 x 100 mm	—	—	—	—
Swivel	360° with swivel stops available 60° (±30°) at 40°, 60°, 120°, 180°, 210° & 240° <small>(cables will only allow swivel up to their available length(s))</small>	360° with swivel stops available 60° (±30°) at 40°, 60°, 120°, 180°, 210° & 240° <small>(cables will only allow swivel up to their available length(s))</small>	360° with swivel stops available 60° (±30°) at 40°, 60°, 120°, 180°, 210° & 240° <small>(cables will only allow swivel up to their available length(s))</small>	360° with swivel stops available 60° (±30°) at 40°, 60°, 120°, 180°, 210° & 240° <small>(cables will only allow swivel up to their available length(s))</small>	60° (±30°)	—	—	—	—
Security	security screws & nuts	security screws & nuts	keyed barrel locks & security nuts <small>(For additional security, cam locking models are available)</small>	keyed barrel locks & security nuts <small>(For additional security, cam locking models are available)</small>	security screws	slope nuts or VHB tape	slope nuts or VHB tape	slope nuts or VHB tape	security screws
Max Load Capacity	150 lb (68 kg)	150 lb (68 kg)	80 lb (36 kg)	80 lb (36 kg)	80 lb (36 kg)	100 lb (45.35 kg)	100 lb (45.35 kg)	100 lb (45.35 kg)	100 lb (45.35 kg)
Cable Management	internal	internal	internal	internal	—	—	—	—	—
Height Adjustable	Up to 8" (20.32 cm) with 1" (2.54 cm) increments	Up to 4" (10.16 cm) with 1" (2.54 cm) increments	—	Up to 4" (10.16 cm) with 1" (2.54 cm) increments	15.7"-21.76" (39.88 - 55.27 cm) from desktop to top mounting hole with 1.5" (3.81 cm) increments	—	—	—	—

UNIVERSAL FLAT & TILT WALL MOUNTS



- 1. CLEAN PROFILE DESIGN**
Hides cables within enclosed wall plate for a clutter-free installation
- 2. FLAT AND TILT FUNCTIONALITY**
Can be used in flat or tilt position to conceal cables and mounting mechanism
- 3. HOOK AND HANG DESIGN**
Simple design allows for an easy installation
- 4. OPEN WALL PLATE**
Allows for total wall access increasing electrical and cable management options

<p>SF632(S) <i>SmartMount®</i></p>  <p>COLOR: Black or silver</p> <ul style="list-style-type: none"> Screen adapter plate simply hooks on to the wall plate for quick and easy installation Includes hardware for installation to wood stud, concrete, cinder block and metal stud (metal stud accessory required)* <p>*ACC215</p>	<p>SF640(S) <i>SmartMount®</i></p>  <p>COLOR: Black or silver</p> <ul style="list-style-type: none"> Open wall plate design allows for total wall access, increasing electrical and cable management options Universal adapters easily hooks on to wall plate for fast installation Includes hardware for installation to wood stud, concrete, cinder block and metal stud (metal stud accessory required)* Comes with Peerless' Sorted-For-You™ fastener pack with all necessary TV attachment hardware <p>*ACC415</p>	<p>SF650(S) <i>SmartMount®</i></p>  <p>COLOR: Black or silver</p> <ul style="list-style-type: none"> Open wall plate design allows for total wall access, increasing electrical and cable management options Universal adapters easily hooks on to wall plate for fast installation Includes hardware for installation to wood stud, concrete, cinder block and metal stud (metal stud accessory required)* Comes with Peerless' Sorted-For-You™ fastener pack with all necessary TV attachment hardware <p>*ACC415</p>	<p>ST632(S) <i>SmartMount®</i></p>  <p>COLOR: Black or silver</p> <ul style="list-style-type: none"> Screen adapter plate simply hooks on to the wall plate for quick and easy installation Includes hardware for installation to wood stud, concrete, cinder block and metal stud (metal stud accessory required)* <p>*ACC215</p>	<p>ST640(S) <i>SmartMount®</i></p>  <p>COLOR: Black or silver</p> <ul style="list-style-type: none"> Open wall plate design allows for total wall access, increasing electrical and cable management options Universal adapters easily hooks on to wall plate for fast installation Includes hardware for installation to wood stud, concrete, cinder block and metal stud (metal stud accessory required)* Comes with Peerless' Sorted-For-You™ fastener pack with all necessary TV attachment hardware <p>*ACC415</p>	<p>ST650(S) <i>SmartMount®</i></p>  <p>COLOR: Black or silver</p> <ul style="list-style-type: none"> Open wall plate design allows for total wall access, increasing electrical and cable management options Universal adapters easily hooks on to wall plate for fast installation Includes hardware for installation to wood stud, concrete, cinder block and metal stud (metal stud accessory required)* Comes with Peerless' Sorted-For-You™ fastener pack with all necessary TV attachment hardware <p>*ACC415</p>	<p>LT-320</p>  <p>COLOR: Black</p> <ul style="list-style-type: none"> Flat and tilt wall mount functionality Clean profile design hides cables and hardware within enclosed wall plate for a clutter-free installation Mounts to single stud or 1 6" stud centers Includes hardware for installation to wood studs, concrete or cinder block <p>*ACC415</p>	<p>PT-420A</p>  <p>COLOR: Black</p> <ul style="list-style-type: none"> Flat and tilt wall mount functionality Hook and hang design allows for an easy installation Clean profile design hides cables and mount within enclosed wall plate for a clutter-free installation Open wall plate design allows for total wall access, increasing electrical and cable management options Includes hardware for installation to wood studs, concrete or cinder block (metal stud accessory required)* <p>*ACC415</p>	<p>HT642</p>  <p>COLOR: Black</p> <ul style="list-style-type: none"> Flat and tilt wall mount functionality Space within mount for housing media control boxes Clean profile design hides cables and mount within enclosed wall plate for a clutter-free installation Open wall plate design allows for total wall access, increasing electrical and cable management options Includes hardware for installation to wood studs, concrete or cinder block (metal stud accessory required)* <p>*ACC415</p>
---	--	--	---	--	--	--	--	--

Accessories page 8

TV Sizes	22"-40" (56-102 cm)	23"-46" (58-112 cm)	32"-56" (81-142 cm)	22"-40" (56-102 cm)	23"-46" (58-117 cm)	32"-56" (81-142 cm)	26"-42" (66-107 cm)	37"-42" (94-107 cm)	37"-50" (94-127 cm)
VESA® pattern	75, 100, 200 x 100 and 200 x 200 mm <i>Additional screen adapter plates also available</i>	Universal adapter rails	Universal adapter rails	75, 100, 200 x 100 and 200 x 200 mm <i>Additional screen adapter plates also available</i>	Universal adapter rails	Universal adapter rails	100 x 100 and 200 x 100 mm	600 x 400, 638 x 163, 638 x 268, 638 x 380 and 650 x 300 mm	400 x 400 mm
Adjustable mounting pattern (W x H)	—	17.73" x 12.94" (450 x 329 mm)	29.23" x 17.05" (784 x 433 mm)	—	18" x 12.94" (457 x 328 mm)	29.5" x 17.67" (749 x 449 mm)	—	—	—
Distance from the wall	1.1" (28 mm)	1.2" (30 mm)	1.7" (43 mm)	1.66" (42 mm)	2.6" (66 mm)	2.6" (66 mm)	2.53" (64 mm)	2.25" (57 mm)	2.25" (57 mm)
Tilt	—	—	—	+15°/-5°	+15°/-5°	+15°/-5°	+15°/-2°	+5°/-1°	+5°/-1°
Horizontal screen adjustment	—	up to 6" (152 mm)	up to 8" (203 mm)	—	up to 6" (152 mm)	up to 8" (203 mm)	—	—	—
Security	Yes	Yes	Yes	Yes	Yes	Yes	Yes	Yes	Yes
Max load	115 lb (52 kg)	150 lb (68 kg)	175 lb (79 kg)	115 lb (52 kg)	150 lb (68 kg)	175 lb (79 kg)	80 lb (36 kg)	100 lb (45.4 kg)	100 lb (45.4 kg)
UL/TUV/GS Listed	Yes	Yes	Yes	Yes	Yes	Yes	Yes	Yes	Yes

UNIVERSAL PIVOT & ARTICULATING WALL MOUNTS



1. CLEAN APPLICATION

With 1" of clearance per cable management channel this solution delivers clean, clutter-free aesthetics

2. EXTENSIVE REACH

Extends all the way out to 30" from the wall and swivels $\pm 90^\circ$ to easily achieve the perfect viewing position from anywhere in the room

3. INSTALLATION CONVENIENCE IN THE WALL PLATE

Wall plate provides up to 10.75" of horizontal adjustment and optimal space for placement of gang boxes with up to four outlets

SP730P(S) SmartMount®



COLOR: Black or silver

- Two tensionable pivot points for virtually limitless adjustment
- Includes hardware for installation to wood stud, concrete, cinder block and metal stud (metal stud accessory required)*

*ACC908

SP740P(S) SmartMount®



COLOR: Black or silver

- Two tensionable pivot points for virtually limitless adjustment
- Includes hardware for installation to wood stud, concrete, cinder block and metal stud (metal stud accessory required)*
- Additional accessory for theft resistance available

*WSP490(S)

FPS-1000



COLOR: Black

- Ideal for wall mount applications and attachment to false backsplashes
- Easy pull-out swivel provides quick maintenance access
- Clean profile design hides wiring and mount within enclosed wall plate
- When extended, TV can swivel up to 45° left and right depending on TV size
- 2" deep when closed, swivel arms extend to 10.5"
- Includes hardware for installation to wood stud, concrete or cinder block

SP850-UNLP(S)(GB)(GS) SmartMount®



COLOR: Black, silver, high gloss black, or high gloss silver

- Integrated cable management for a clean look
- Locking tab provides optional swivel restriction to one side
- Lock Key™ installation tool secures arms for easy screen installation
- Lock-out feature prevents unwanted extension
- Includes hardware for installation to wood stud, concrete or cinder block

SA730P(S) SmartMount®



COLOR: Black or silver

- Three tensionable pivot points for virtually limitless adjustment
- Internal cable management conceals cables and cords for a clean look
- Includes hardware for installation to wood stud, concrete, cinder block and metal stud (metal stud accessory required)*

*ACC908

SA740P(S) SmartMount®



COLOR: Black or silver

- Three pivot points for virtually limitless adjustment that can be tightened to restrict movement
- Internal cable management conceals wires for a clean look
- Includes hardware for installation to wood stud, concrete, cinder block and metal stud (metal stud accessory required)*
- Additional accessory for theft resistance available

*WSP models

SA745P(U)(S) SmartMount®



COLOR: High gloss black or high gloss silver

- 1" clearance per channel for clean cable management
- Built-in cable ties control cables and cords with movement of arm
- Includes hardware for installation to wood stud, concrete, cinder block and metal stud (metal stud accessory required)*

*WSP745(S)

SA750P(U)(S) SmartMount®



COLOR: High gloss black or high gloss silver

- 1" clearance per channel for clean cable management
- Built-in cable ties control cables and cords with movement of arm
- Two knockouts in wall plate for optimal electrical access
- Includes hardware for installation to wood stud, concrete, cinder block and metal stud (metal stud accessory required)*

*ACC615

SA760P(U)(S) SmartMount®



COLOR: High gloss black or high gloss silver

- 1" clearance per channel for clean cable management
- Dual-arm construction for strength and enhanced ease of motion
- Built-in cable ties control cables and cords with movement of arm
- Two knockouts in wall plate for optimal electrical access
- Includes hardware for installation to wood stud, concrete, cinder block and metal stud (metal stud accessory required)*

*ACC615

Accessories page B

	SP730P(S) SmartMount®	SP740P(S) SmartMount®	FPS-1000	SP850-UNLP(S)(GB)(GS) SmartMount®	SA730P(S) SmartMount®	SA740P(S) SmartMount®	SA745P(U)(S) SmartMount®	SA750P(U)(S) SmartMount®	SA760P(U)(S) SmartMount®
TV Sizes	10"-22" (25-56 cm)	22"-40" (56-102 cm)	32"-58" (81-149 cm)	32"-58" (81-149 cm)	10"-22" (25-56 cm)	22"-40" (56-102 cm)	32"-52" (81-132 cm)	32"-63" (81-160 cm)	37"-63" (94-160 cm)
VESA® pattern	75/100 mm <i>Additional screen adapter plates also available</i>	75, 100, 200 x 100 and 200 x 200 mm <i>Additional screen adapter plates also available</i>	100 x 100 and 200 x 100 mm	100, 200 x 100 mm	75/100 mm <i>Additional screen adapter plates also available</i>	75, 100, 200 x 100 and 200 x 200 mm <i>Additional screen adapter plates also available</i>	100, 200 x 100 and 200 x 200 mm <i>(SA745P models)</i>	100, 200 x 100 and 200 x 200 mm <i>(SA750P models)</i>	100, 200 x 100 and 200 x 200 mm <i>(SA760P models)</i>
Adjustable mounting pattern (W x H)	—	—	—	28.7" x 17" (729 x 432 mm)	—	—	30.13" x 17.24" (765 x 438 mm) <i>(SA745PU models)</i>	30.13" x 17.24" (765 x 438 mm) <i>(SA750PU models)</i>	30.13" x 17.24" (765 x 438 mm) <i>(SA760PU models)</i>
Distance from the wall	1.9"-6.86" (48-174 mm)	2.97"-10.05" (75-255 mm)	2.18"-10.52" (55-267 mm)	3.4"-11.9" (86-302 mm)	1.9"-15.86" (48-403 mm)	2.72"-20.19" (69-513 mm)	6.8"-29.8" (173-757 mm) <i>SA745PU models</i> 4.8"-27.8" (122-706 mm) <i>SA745P models</i>	6.8"-29.8" (173-757 mm) <i>SA750PU models</i> 4.8"-27.8" (122-706 mm) <i>SA750P models</i>	6.8"-29.8" (173-757 mm) <i>SA760PU models</i> 4.8"-27.8" (122-706 mm) <i>SA760P models</i>
Tilt swivel roll	$\pm 35^\circ$ $\pm 90^\circ$ $\pm 5^\circ$	+15/-5° $\pm 90^\circ$ $\pm 5^\circ$	—	+10° $\pm 45^\circ$ $\pm 1^\circ$	$\pm 35^\circ$ $\pm 90^\circ$ $\pm 5^\circ$	+15/-5° $\pm 90^\circ$ $\pm 7^\circ$	+15/-5° $\pm 90^\circ$ $\pm 2.5^\circ$	+15/-5° $\pm 90^\circ$ $\pm 2.5^\circ$	+15/-5° $\pm 45^\circ$ $\pm 2.5^\circ$
Horizontal screen adjustment	—	—	—	3.5" (89 mm)	—	—	—	10.75" (273 mm)	7.75" (197 mm)
Landscape to portrait	—	—	—	—	—	—	Yes	Yes	Yes
Security	ACC918	ACC919	Yes	Yes	ACC918	ACC919	ACC925	ACC925	ACC925
Max load	25 lb (11 kg)	80 lb (36 kg)	150 lb (68 kg)	150 lb (68 kg)	25 lb (11 kg)	80 lb (36 kg)	90 lb (40 kg) <i>110 lb (49 kg) with metal stud accessory</i>	150 lb (68 kg) <i>110 lb (49 kg) with metal stud accessory</i>	200 lb (90 kg) <i>125 lb (56 kg) with metal stud accessory</i>
UL/TUV/GS Listed	Yes	Yes	Yes	Yes	Yes	Yes	Yes	Yes	Yes